

Canada 150

pattern #5712536552865792, created Jul 1, 2017

Copyright © by Thread Bare, artwork by <https://pixabay.com/en/wolf-predator-canidae-canis-lupus-62898/>

Pattern size 304w x 380h stitches in 88 dmc Colors

Estimated completed dimensions:

21.75" x 27.25" inches on 14 Aida fabric

19.00" x 23.75" inches on 16 Aida fabric

17.00" x 21.00" inches on 18 Aida fabric

15.25" x 19.00" inches on 20 Aida fabric

13.75" x 17.25" inches on 22 Hardanger fabric

12.25" x 15.25" inches on 25 Evenweave fabric

10.75" x 13.50" inches on 28 Evenweave fabric

NOTE: We recommend adding at least 2 inches to each edge to allow for mounting the piece in a frame



Thread Bare

email: stitching@thread-bare.com

website: <https://www.thread-bare.com>

Instructions

The index sheet shows the location of each page of the pattern against the image. Most people either start at the top left of the fabric and pattern or match up the middle of the fabric with the middle of the pattern - this is marked on the pattern with the red and blue lines. If you fold your material in half, the folds will be along the red and blue lines and where they cross is the center-point of the pattern and material.

Whichever system you chose, remember to measure carefully, then measure it again to be sure so that you are confident that the image is going to be positioned correctly before you begin your stitching.

As well as the index sheet, each page of the pattern also shows the rows and columns of stitches in numbered groups of 10. Some patterns have a few stitches from the previous block to the left or top of the each page repeated and these are shaded in grey. These are just there to help you line up your work when starting a new page and should not be stitched twice. The end of each page also point to the page where the pattern continues (apart from the edges of the pattern).

The number of strands of floss to use will depend on the fabric you are using and your own personal preferences. We've provided examples of coverage using various thread counts on our website: <https://www.thread-bare.com/2017/04/29/examples-of-coverage-across-different-thread-counts>



















































































The estimated fabric sizes are based on the finished stitched picture area and are based on stitching "over one" across your design. You should allow an additional 2-3 inches along each edge of your fabric to provide the extra material needed for framing.

This is a free chart provided by <https://www.thread-bare.com> for personal use only and is not for resale. It should not be copied or shared in any way except by linking to our website.







We hope you enjoy this pattern and would love to see pictures of your completed work or work-in-progress as you go. Please send any feedback or suggestions to stitching@thread-bare.com and be sure to like and follow us on Facebook for future designs.

<https://www.facebook.com/threadbarestitching/>

Thread Chart


symbol	dmc code / name	count	symbol	dmc code / name	count
	167 - Khaki Brown	x360		803 - Blue - DEEP	x3,109
	168 - Silver Gray	x775		839 - Beige Brown - DK	x1,645
	169 - Pewter Gray	x2,444		840 - Beige Brown - MED	x2,562
	301 - Mahogany - MED	x627		844 - Beaver Gray - ULT DK	x1,388
	310 - Black	x951		868 - Hazel Nut Brown	x610
	315 - Antique Mauve - MED DK	x1,701		869 - Hazel Nut Brown - VY DK	x1,782
	317 - Pewter Gray	x1,519		890 - Pistachio Green - ULT DK	x408
	318 - Steel Gray - LT	x557		921 - Copper	x231
	356 - Terra Cotta - MED	x255		924 - Gray Green - VY DK	x1,639
	370 - Mustard - MED	x2,500		928 - Gray Green - VY LT	x904
	371 - Mustard	x412		930 - Antique Blue - DK	x3,637
	413 - Pewter Gray - DK	x1,925		932 - Antique Blue - LT	x881
	414 - Steel Gray - DK	x1,652		934 - Avocado Green - BLACK	x2,835
	415 - Pearl Gray	x793		935 - Avocado Green - DK	x412
	420 - Hazelnut Brown - DK	x102		936 - Avocado Green - VY DK	x285
	434 - Brown - LT	x2,004		939 - Blue - VY DK	x2,982
	435 - Brown - VY LT	x1,054		945 - Tawny	x196
	436 - Tan	x1,003		950 - Desert Sand - LT	x183
	437 - Tan - LT	x550		976 - Golden Brown - MED	x453
	500 - Blue Green - VY DK	x1,271		3011 - Khaki Green - DK	x670
	519 - Sky Blue	x141		3012 - Khaki Green - MED	x443
	535 - Ash Gray - VY LT	x3,530		3021 - Brown Gray - VY DK	x2,309
	610 - Drab Brown - DK	x4,539		3022 - Brown Gray - MED	x576
	611 - Drab Brown	x3,549		3023 - Brown Gray - LT	x1,364
	632 - Desert Sand - ULT VY DK	x624		3064 - Desert Sand	x813
	640 - Beige Gray - VY DK	x1,254		3362 - Pine Green - DK	x939
	642 - Beige Gray - DK	x1,064		3363 - Pine Green - MED	x501
	645 - Beaver Gray - VY DK	x3,509		3371 - Black Brown	x3,151
	646 - Beaver Gray - DK	x2,119		3721 - Shell Pink - DK	x48
	647 - Beaver Gray - MED	x1,414		3722 - Shell Pink - MED	x475
	648 - Beaver Gray - LT	x1,257		3740 - Antique Violet - DK	x1,888
	676 - Old Gold - LT	x615		3768 - Gray Green - DK	x259
	680 - Old Gold - DK	x723		3772 - Desert Sand - VY DK	x1,600
	712 - Cream	x1,855		3781 - Mocha Brown - DK	x317
	738 - Tan - VY LT	x811		3787 - Brown Gray - DK	x2,956
	746 - Off White	x207		3790 - Beige Gray - ULT DK	x2,617
	762 - Pearl Gray - VY LT	x1,915		3799 - Pewter Gray - VY DK	x5,724
	780 - Topaz - ULT VY DK	x275		3826 - Golden Brown	x330
	783 - Topaz - MED	x486		3860 - Cocoa	x813
	792 - Cornflower Blue - DK	x1,495		3862 - Mocha Beige - DK	x416
	801 - Coffee Brown - DK	x265		3865 - Winter White	x83

Thread Chart

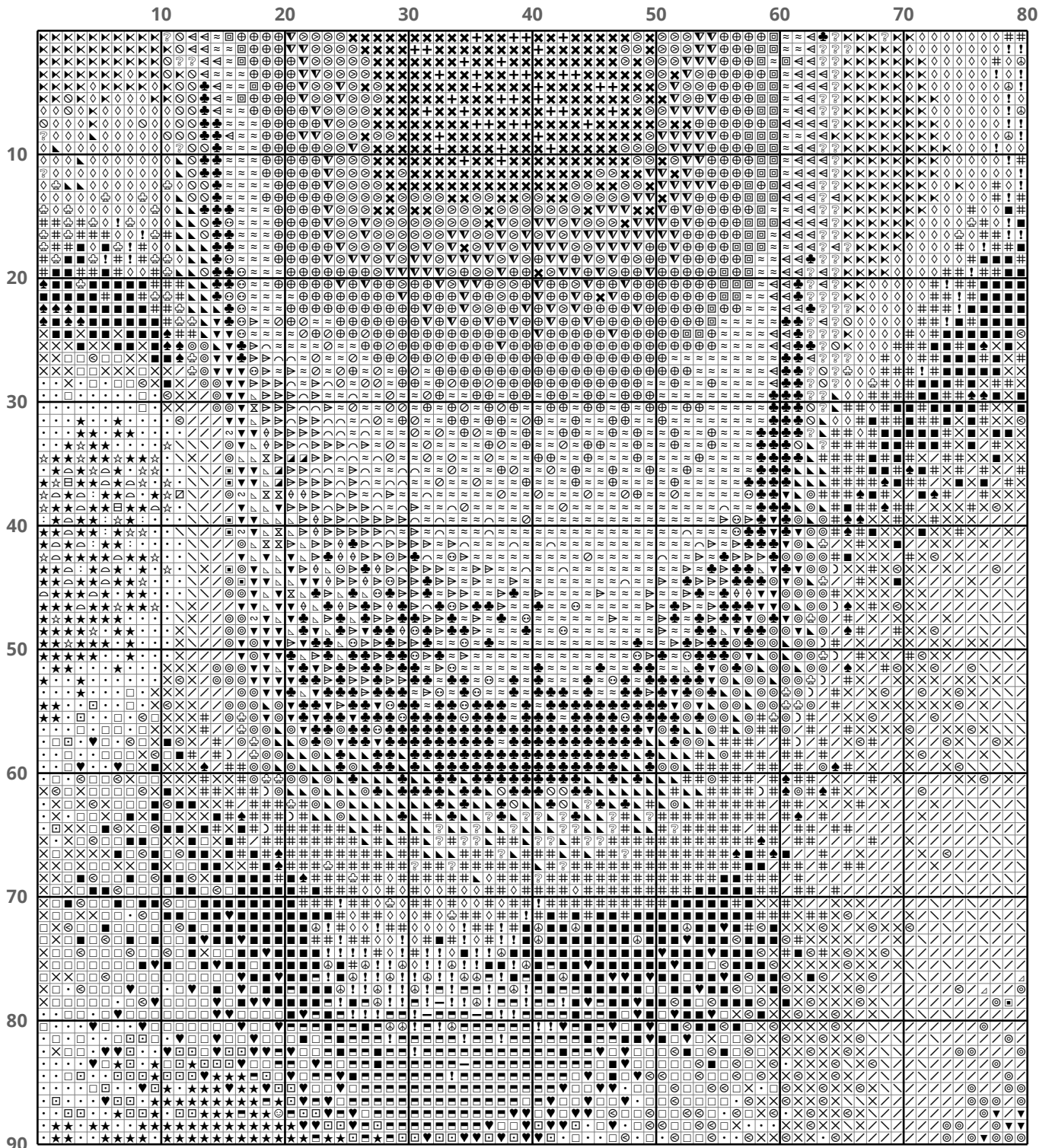
symbol	dmc code / name	count
	☺ 3880 - Medium Very Dark Shell Pink	x415
	★ 3882 - Medium Light Cocoa	x3,151
	◦ 3884 - Medium Light Pewter	x2,397
	◻ 3895 - Medium Dark Beaver Gray	x661
	☼ Ecrú - Ecrú/off-white	x360
	⚪ White - White	x0

Index Sheet

Position of pattern pages relative to image




NOTE: red and blue lines mark the horizontal and vertical center of the pattern to assist with layout on the fabric
5712536552865792: Canada 150 (304w x 380h @ 88 dmc colors)



▽
p7

80 90 100 110 120 130 140 150 160



△
p6

△
p8

160 170 180 190 200 210 220 230 240

10

20

30

40

△
p7


50

60

70


80

90



△
p9

240 250 260 270 280 290 300 310 320



△
p8

5712536552865792: Canada 150 (304w x 380h @ 88 dmc colors)

p9

p13



△
p6

<https://www.thread-bare.com>

10

20

30

40

50

60

70

80

90

100

110

120

130


140

150

160

170

180



▽
p11

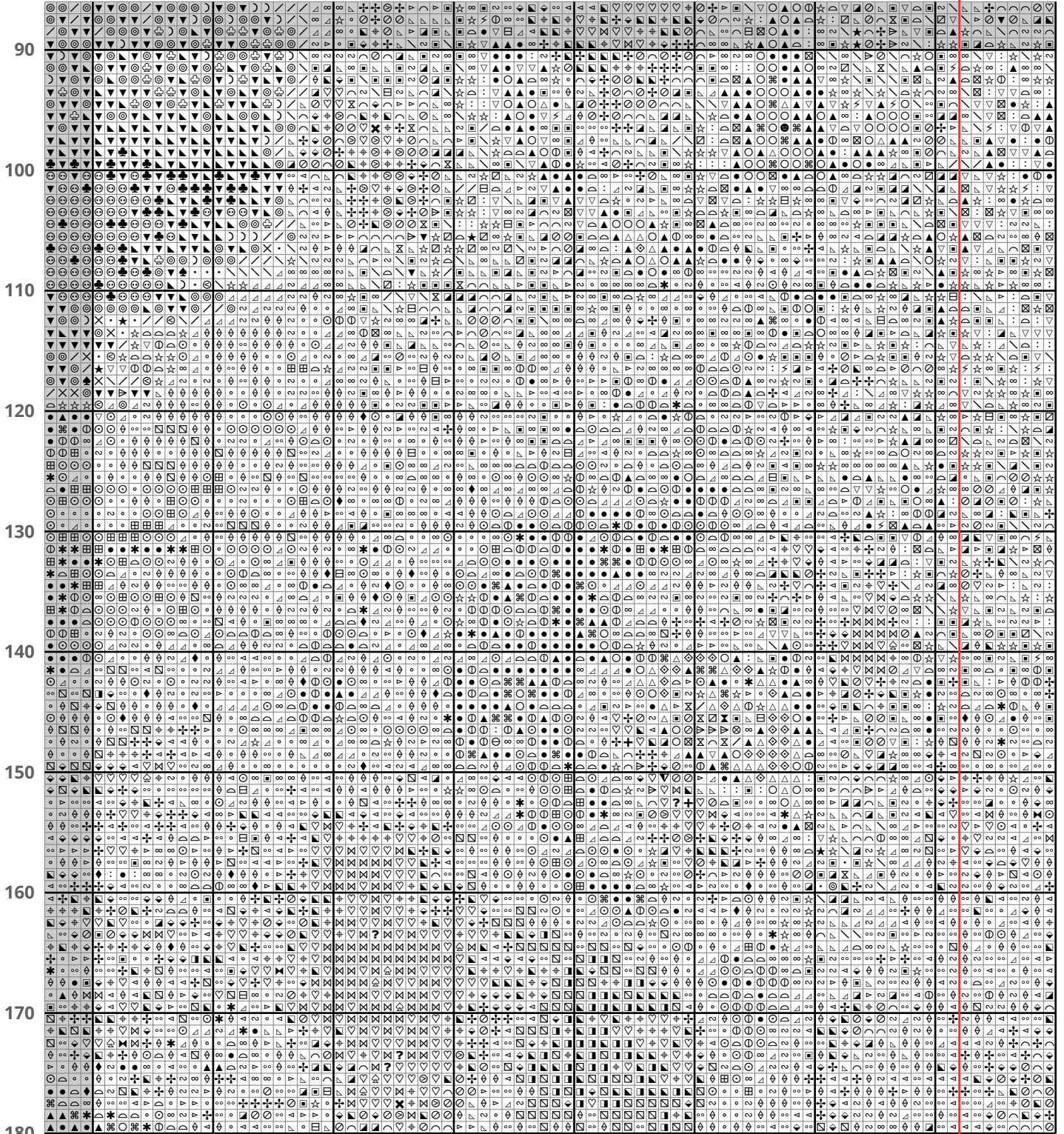
p14

▽

△
p7

<https://www.thread-bare.com>

80 90 100 110 120 130 140 150 160



△
p10

△
p12

5712536552865792: Canada 150 (304w x 380h @ 88 dmc colors)

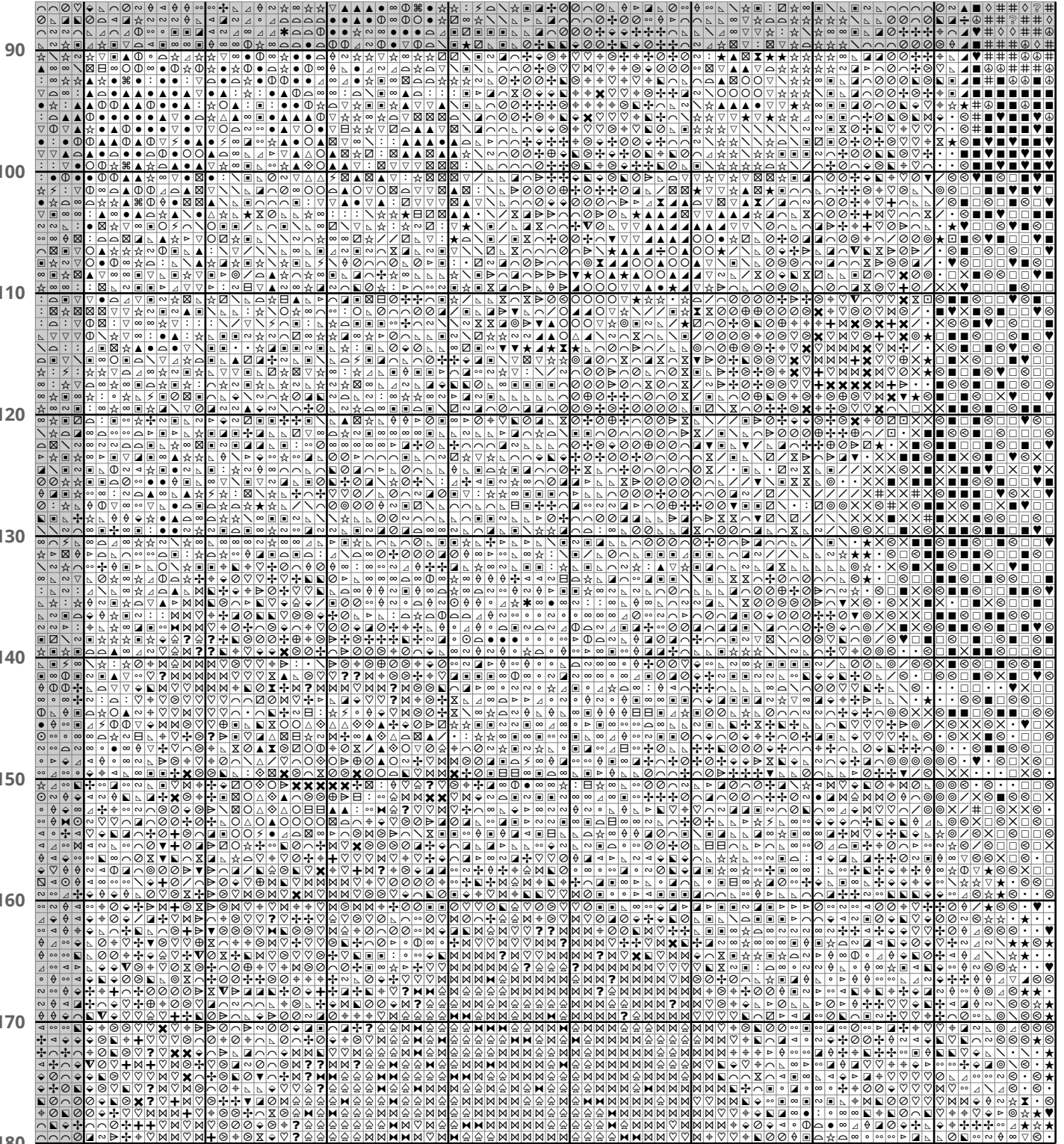
p11

▽
p15

△
p8

<https://www.thread-bare.com>

160 170 180 190 200 210 220 230 240



△
p11

△
p13

5712536552865792: Canada 150 (304w x 380h @ 88 dmc colors)

p12

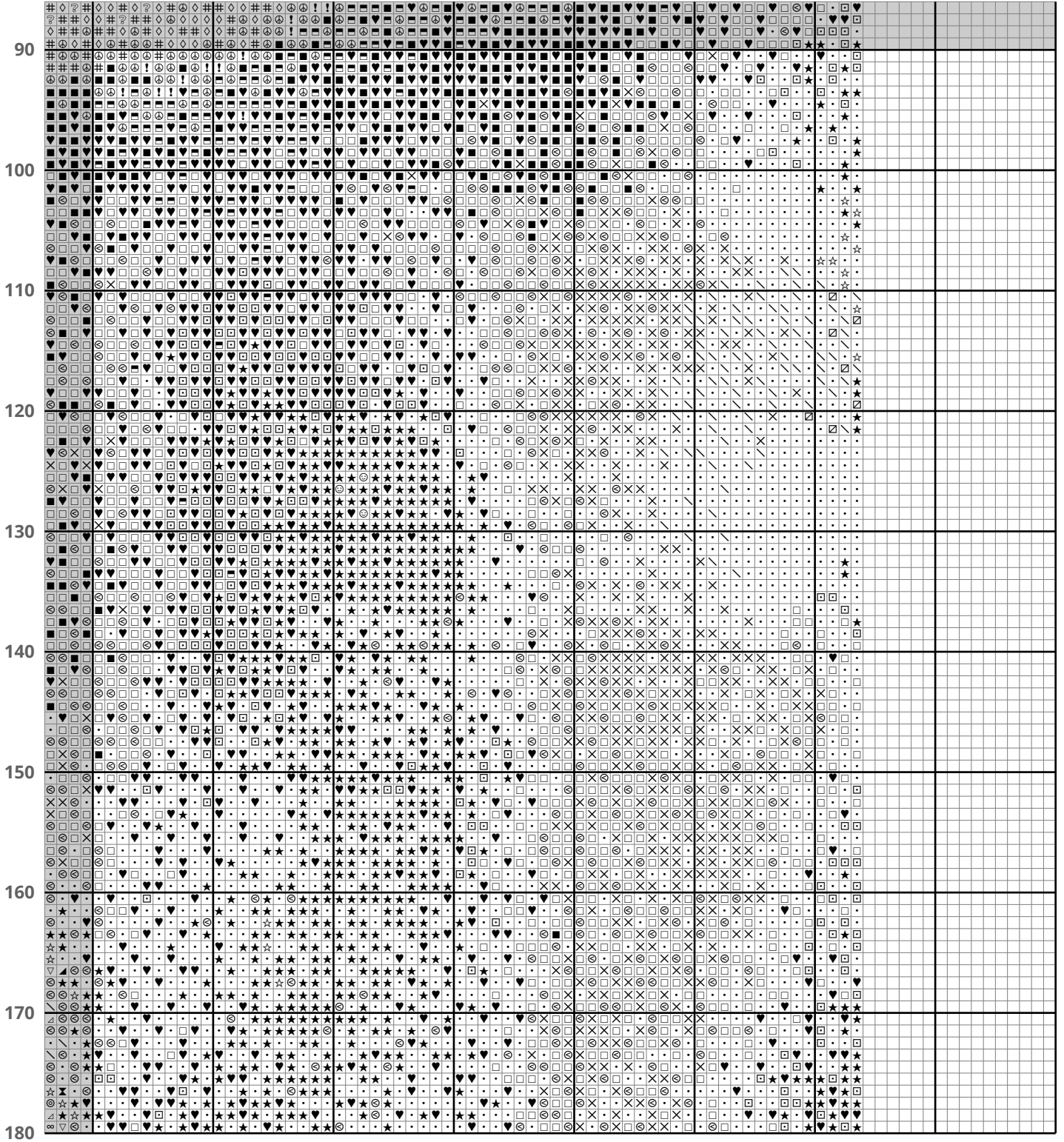
▽
p16

△
p9

<https://www.thread-bare.com>

240 250 260 270 280 290 300 310 320

△
p12



p17
▽

△
p10

<https://www.thread-bare.com>

10

20

30

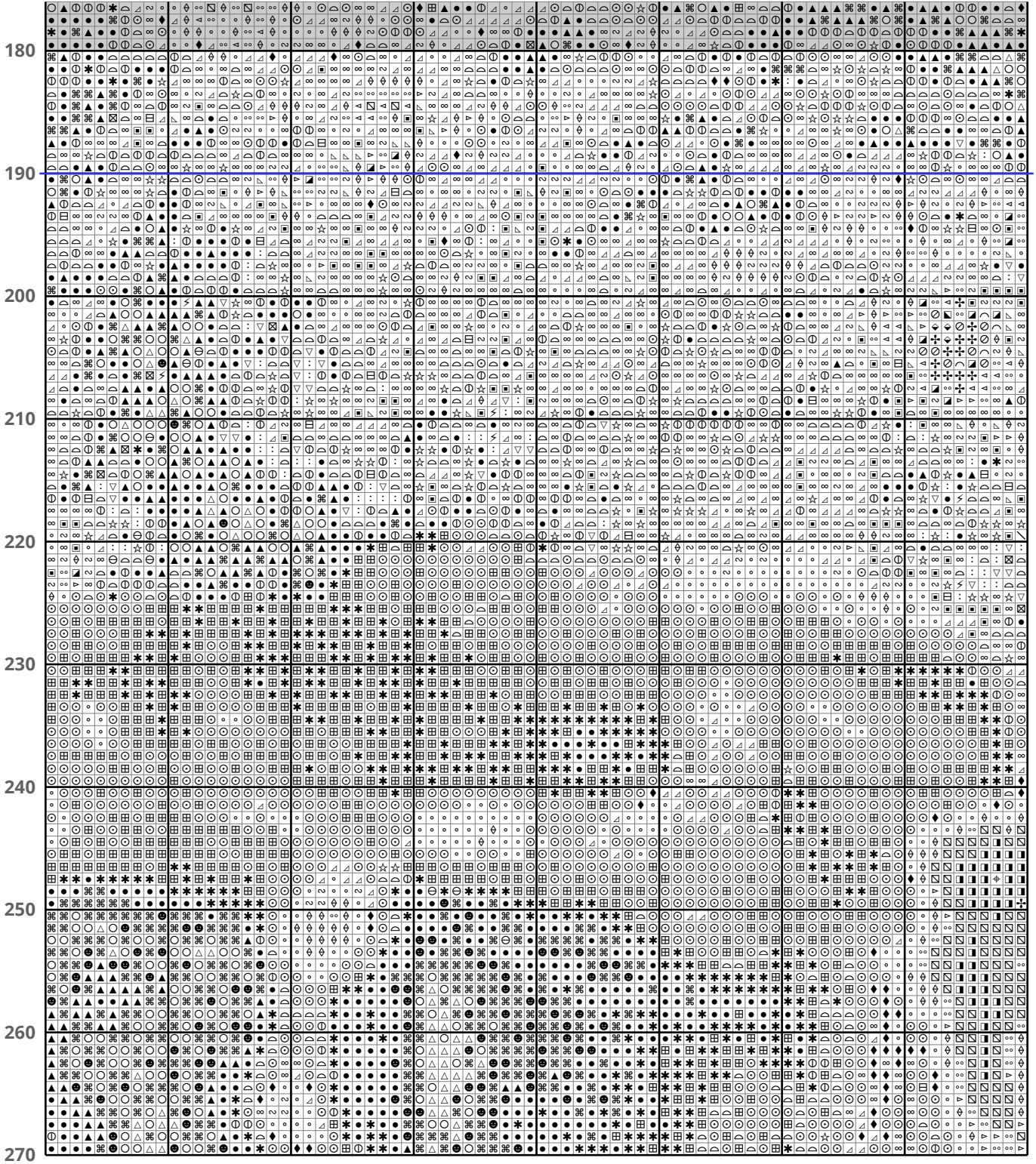
40

50

60

70

80



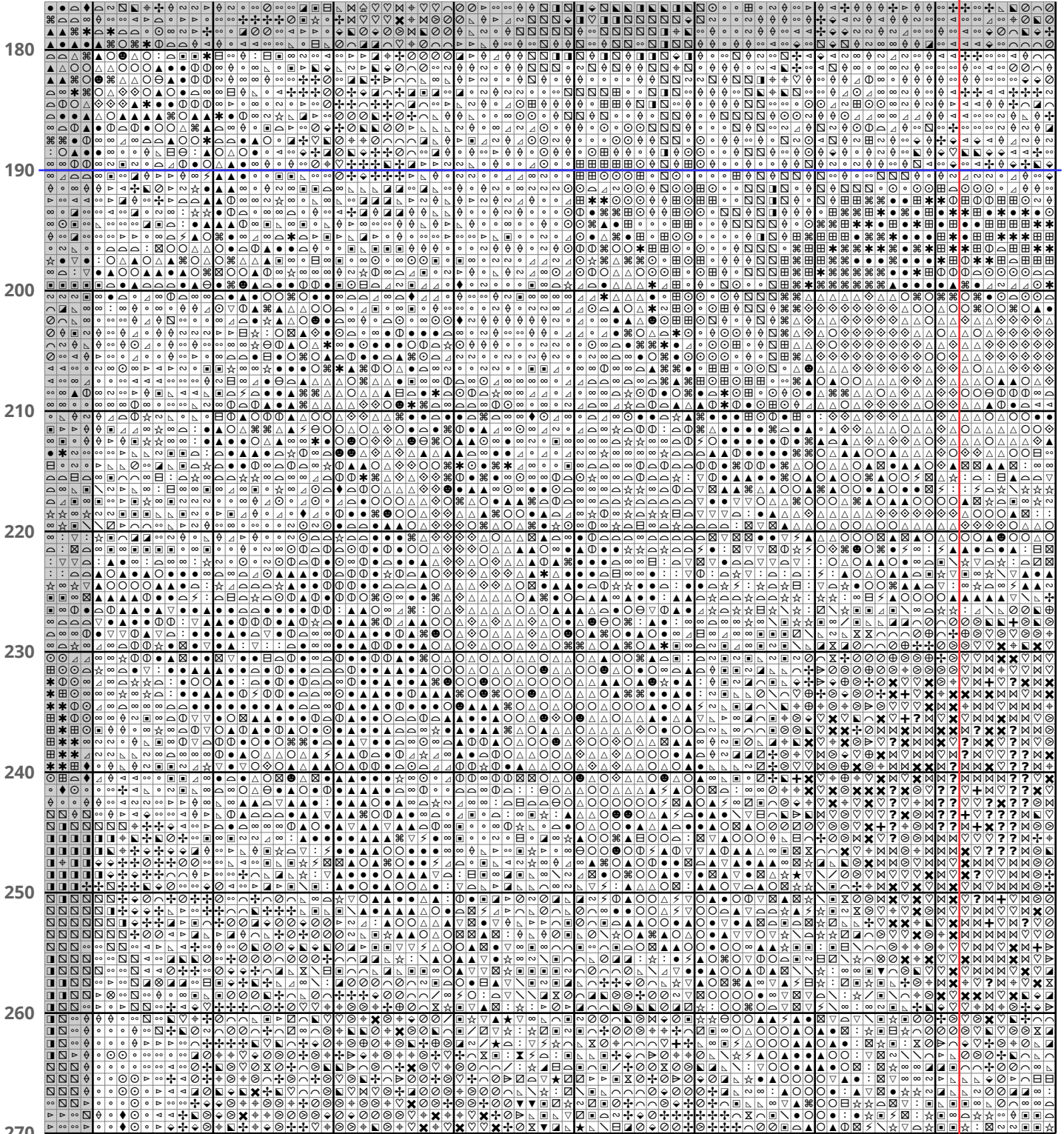
▽
p15

p18
▽

△
p11

<https://www.thread-bare.com>

80 90 100 110 120 130 140 150 160



△
p14

△
p16

5712536552865792: Canada 150 (304w x 380h @ 88 dmc colors)

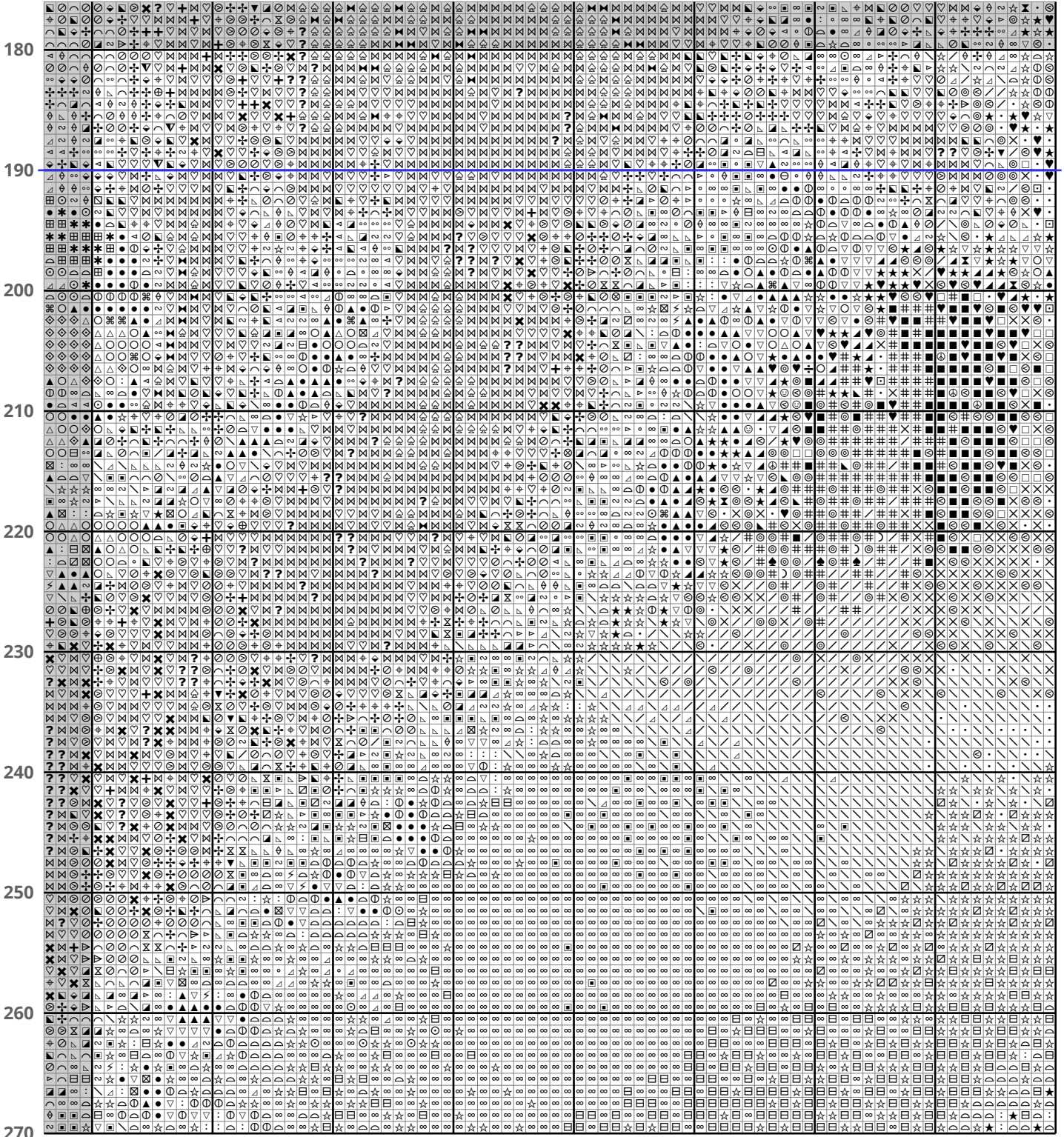
p15

▽
p19

△
p12

<https://www.thread-bare.com>

160 170 180 190 200 210 220 230 240



△
p15

▽
p17

5712536552865792: Canada 150 (304w x 380h @ 88 dmc colors)

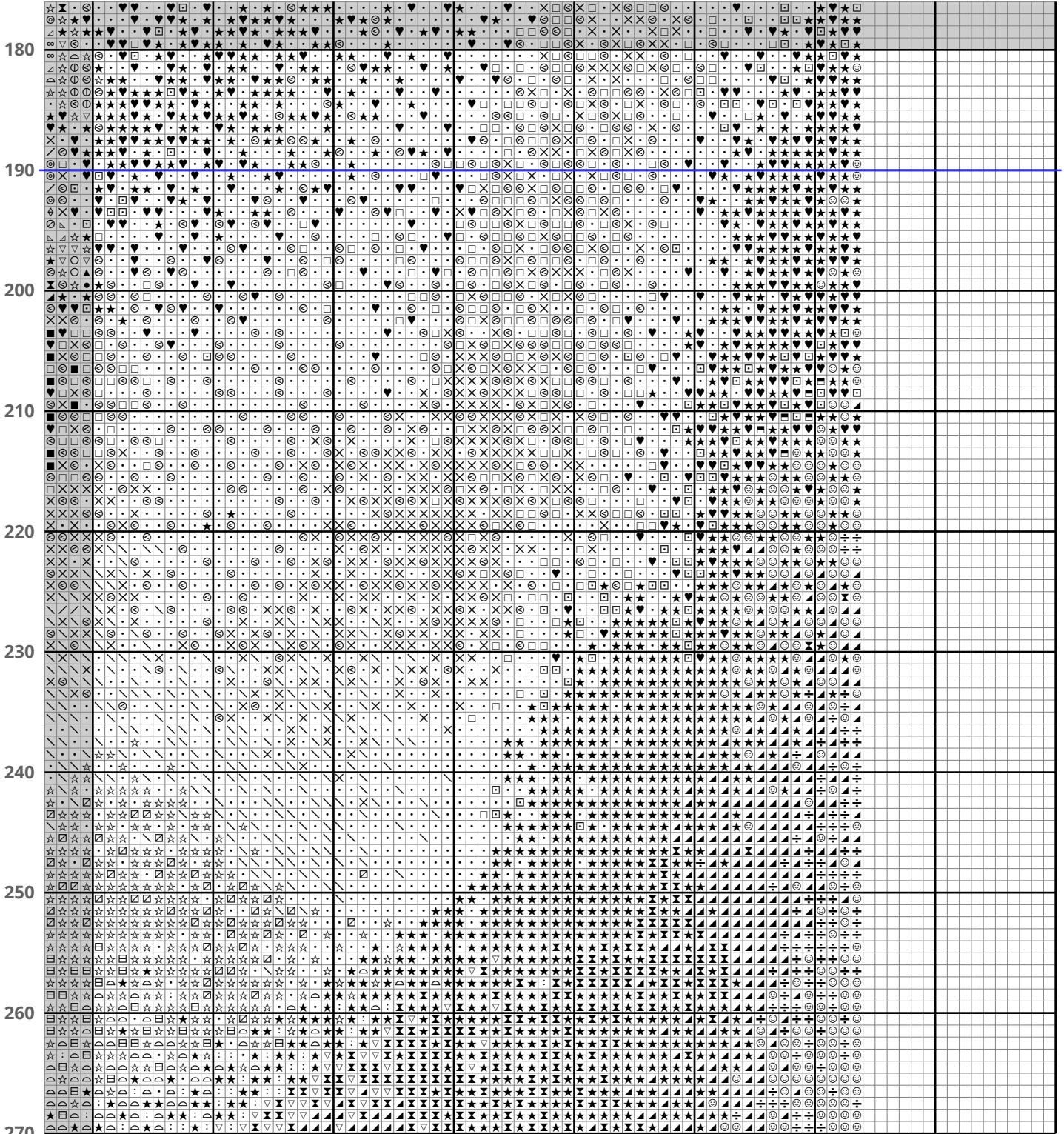
p16

p20
▽

△
p13

<https://www.thread-bare.com>

240 250 260 270 280 290 300 310 320




△
p16

5712536552865792: Canada 150 (304w x 380h @ 88 dmc colors)

p17

▽
p21

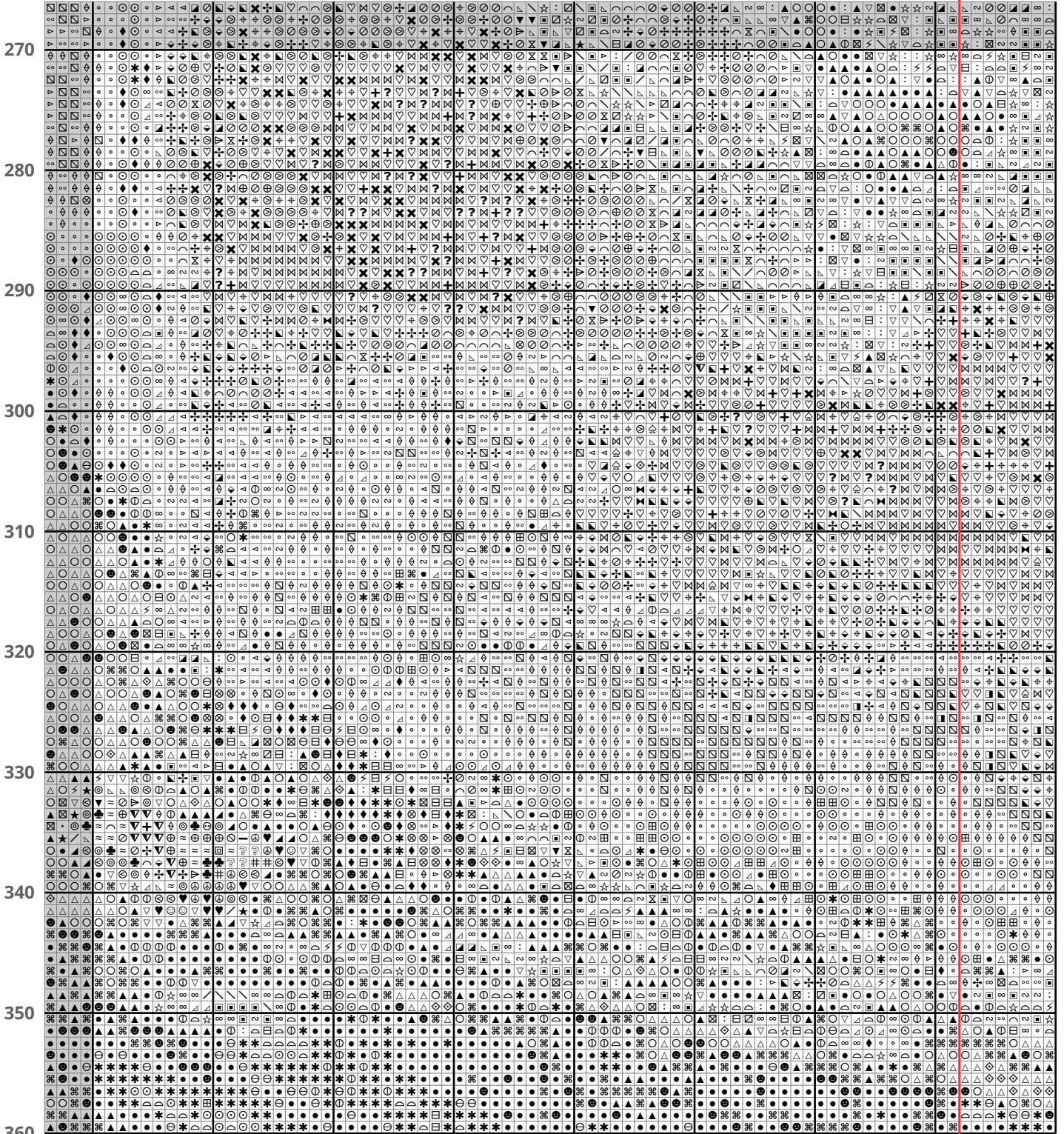
10 20 30 40 50 60 70 80



△
p15

<https://www.thread-bare.com>

80 90 100 110 120 130 140 150 160



270

280

290

300

310

320

330

340

350

360

△
p18


▽
p20

5712536552865792: Canada 150 (304w x 380h @ 88 dmc colors)


p19

▽
p23

160 170 180 190 200 210 220 230 240



240 250 260 270 280 290 300 310 320



10

20

30

40

50

60

70

80

360

370

380

390

400


410

420

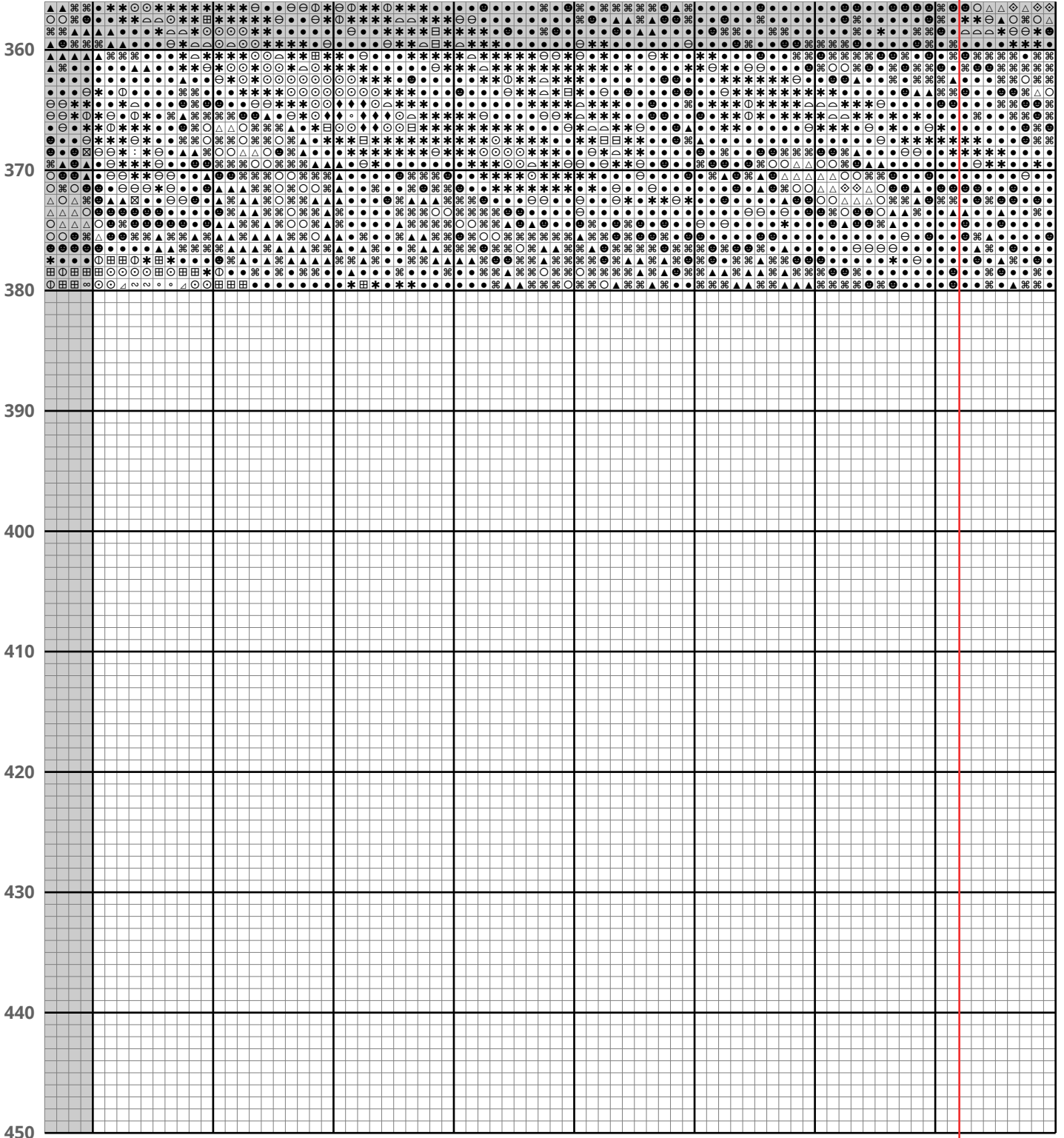
430

440

450



80 90 100 110 120 130 140 150 160



△
p20

<https://www.thread-bare.com>

160 170 180 190 200 210 220 230 240

360

370

380

390

400

△
p23

410

420

430

440

450

▷
p25

240

250

260

270

280

290

300

310

320

360

370

380

390

400

△ p24

410

420

430

440

450

