

Old Timer

pattern #5692462144159744, created Jun 24, 2017

Copyright © by Thread Bare, artwork by Simon Green

Pattern size 450w x 300h stitches in 96 dmc Colors

Estimated completed dimensions:

32.25" x 21.50" inches on 14 Aida fabric

28.25" x 18.75" inches on 16 Aida fabric

25.00" x 16.75" inches on 18 Aida fabric

22.50" x 15.00" inches on 20 Aida fabric

20.50" x 13.75" inches on 22 Hardanger fabric

18.00" x 12.00" inches on 25 Evenweave fabric

16.00" x 10.75" inches on 28 Evenweave fabric

NOTE: We recommend adding at least 2 inches to each edge to allow for mounting the piece in a frame



Thread Bare

email: stitching@thread-bare.com

website: <https://www.thread-bare.com>

Instructions

The index sheet shows the location of each page of the pattern against the image. Most people either start at the top left of the fabric and pattern or match up the middle of the fabric with the middle of the pattern - this is marked on the pattern with the red and blue lines. If you fold your material in half, the folds will be along the red and blue lines and where they cross is the center-point of the pattern and material.

Whichever system you chose, remember to measure carefully, then measure it again to be sure so that you are confident that the image is going to be positioned correctly before you begin your stitching.

As well as the index sheet, each page of the pattern also shows the rows and columns of stitches in numbered groups of 10. Some patterns have a few stitches from the previous block to the left or top of the each page repeated and these are shaded in grey. These are just there to help you line up your work when starting a new page and should not be stitched twice. The end of each page also point to the page where the pattern continues (apart from the edges of the pattern).

The number of strands of floss to use will depend on the fabric you are using and your own personal preferences. We've provided examples of coverage using various thread counts on our website: <https://www.thread-bare.com/2017/04/29/examples-of-coverage-across-different-thread-counts>



















































































The estimated fabric sizes are based on the finished stitched picture area and are based on stitching "over one" across your design. You should allow an additional 2-3 inches along each edge of your fabric to provide the extra material needed for framing.

This is a free chart provided by <https://www.thread-bare.com> for personal use only and is not for resale. It should not be copied or shared in any way except by linking to our website.















We hope you enjoy this pattern and would love to see pictures of your completed work or work-in-progress as you go. Please send any feedback or suggestions to stitching@thread-bare.com and be sure to like and follow us on Facebook for future designs.

<https://www.facebook.com/threadbarestitching/>

Thread Chart

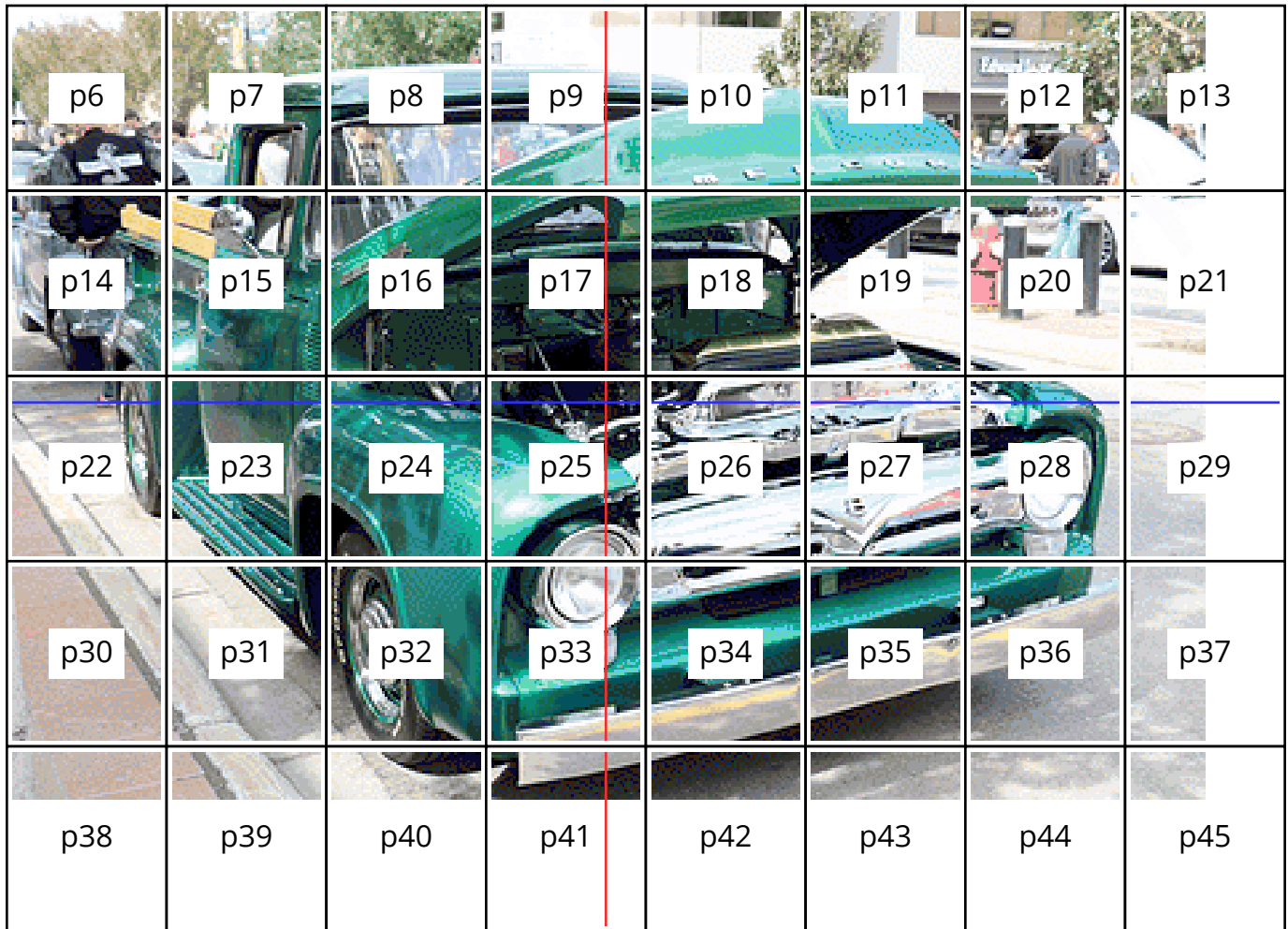
symbol	dmc code / name	count	symbol	dmc code / name	count
	162 - Baby Blue - LT	x180		909 - Emerald Green - VY DK	x44
	168 - Silver Gray	x1476		# 910 - Emerald Green - DK	x38
	169 - Pewter Gray	x237		927 - Gray Green - LT	x233
	310 - Black	x3212		∞ 928 - Gray Green - VY LT	x987
	317 - Pewter Gray	x67		931 - Antique Blue - MED	x54
	318 - Steel Gray - LT	x399		\$ 932 - Antique Blue - LT	x25
	336 - Blue	x33		934 - Avocado Green - BLACK	x548
	367 - Pistachio Green - DK	x90		- 935 - Avocado Green - DK	x35
	413 - Pewter Gray - DK	x144		∅ 939 - Blue - VY DK	x2609
	414 - Steel Gray - DK	x135		4 958 - Seagreen - DK	x73
	415 - Pearl Gray	x1074		x 959 - Seagreen - MED	x48
	453 - Shell Gray - LT	x2176		. 964 - Seagreen - LT	x21
	500 - Blue Green - VY DK	x1304		☼ 991 - Aquamarine - DK	x83
	501 - Blue Green - DK	x142		☉ 993 - Aquamarine - VY LT	x230
	502 - Blue Green	x291		! 3013 - Khaki Green - LT	x39
	503 - Blue Green - MED	x160		* 3022 - Brown Gray - MED	x227
	535 - Ash Gray - VY LT	x104		☾ 3024 - Brown Gray - VY LT	x421
	561 - Jade - VY DK	x80		◀ 3033 - Mocha Brown - VY LT	x53
	562 - Jade - MED	x72		□ 3072 - Beaver Gray - VY LT	x858
	598 - Turquoise - LT	x151		∩ 3362 - Pine Green - DK	x114
	640 - Beige Gray - VY DK	x99		❖ 3363 - Pine Green - MED	x197
	644 - Beige Gray - MED	x117		▶ 3364 - Pine Green	x392
	645 - Beaver Gray - VY DK	x166		♣ 3371 - Black Brown	x1255
	646 - Beaver Gray - DK	x74		& 3708 - Melon - LT	x37
	647 - Beaver Gray - MED	x410		△ 3743 - Antique Violet - VY LT	x591
	648 - Beaver Gray - LT	x583		☆ 3750 - Antique Blue - VY DK	x297
	677 - Old Gold - VY LT	x42		● 3752 - Antique Blue - VY LT	x187
	701 - Green - LT	x72		x 3753 - Antique Blue - ULT VY LT	x306
	712 - Cream	x193		▲ 3756 - Baby Blue	x713
	745 - Yellow - LT PALE	x16		♀ 3761 - Sky Blue - LT	x103
	747 - Sky Blue - VY LT	x28		∪ 3768 - Gray Green - DK	x110
	762 - Pearl Gray - VY LT	x2312		▷ 3770 - Tawny - VY LT	x18
	775 - Baby Blue - VY LT	x188		☾ 3787 - Brown Gray - DK	x55
	800 - Delft Blue - PALE	x35		◆ 3799 - Pewter Gray - VY DK	x241
	803 - Blue - DEEP	x109		↖ 3808 - Turquoise - ULT VY DK	x156
	819 - Baby Pink - LT	x51		∨ 3809 - Turquoise - VY DK	x131
	822 - Beige Gray - LT	x572		✚ 3810 - Turquoise - DK	x300
	827 - Blue - VY LT	x61		◇ 3811 - Turquoise - VY LT	x136
	828 - Blue - ULT VY LT	x80		☺ 3814 - Aquamarine	x87
	842 - Beige Brown - VY LT	x47		/ 3822 - Straw - LT	x13
	895 - Hunter Green - VY DK	x71		✿ 3841 - Baby Blue - PALE	x224

Thread Chart


symbol	dmc code / name	count
	† 3846 - Bright Turquoise - LT	x71
	@ 3847 - Teal Green - DK	x22
	+ 3848 - Teal Green - MED	x309
	‰ 3850 - Bright Green - DK	x23
	☒ 3855 - Autumn Gold - LT	x90
	: 3864 - Mocha Beige - LT	x15
	◇ 3865 - Winter White	x1190
	○ 3866 - Mocha Brown - ULT VY LT	x569
	④ 3884 - Medium Light Pewter	x76
	⋈ 3893 - Very Light Mocha Beige	x174
	■ Ecru - Ecru/off-white	x978
	⊗ B5200 - Snow White	x2909
	♁ Blanc - White	x1348
	★ White - White	x8075

Index Sheet


Position of pattern pages relative to image

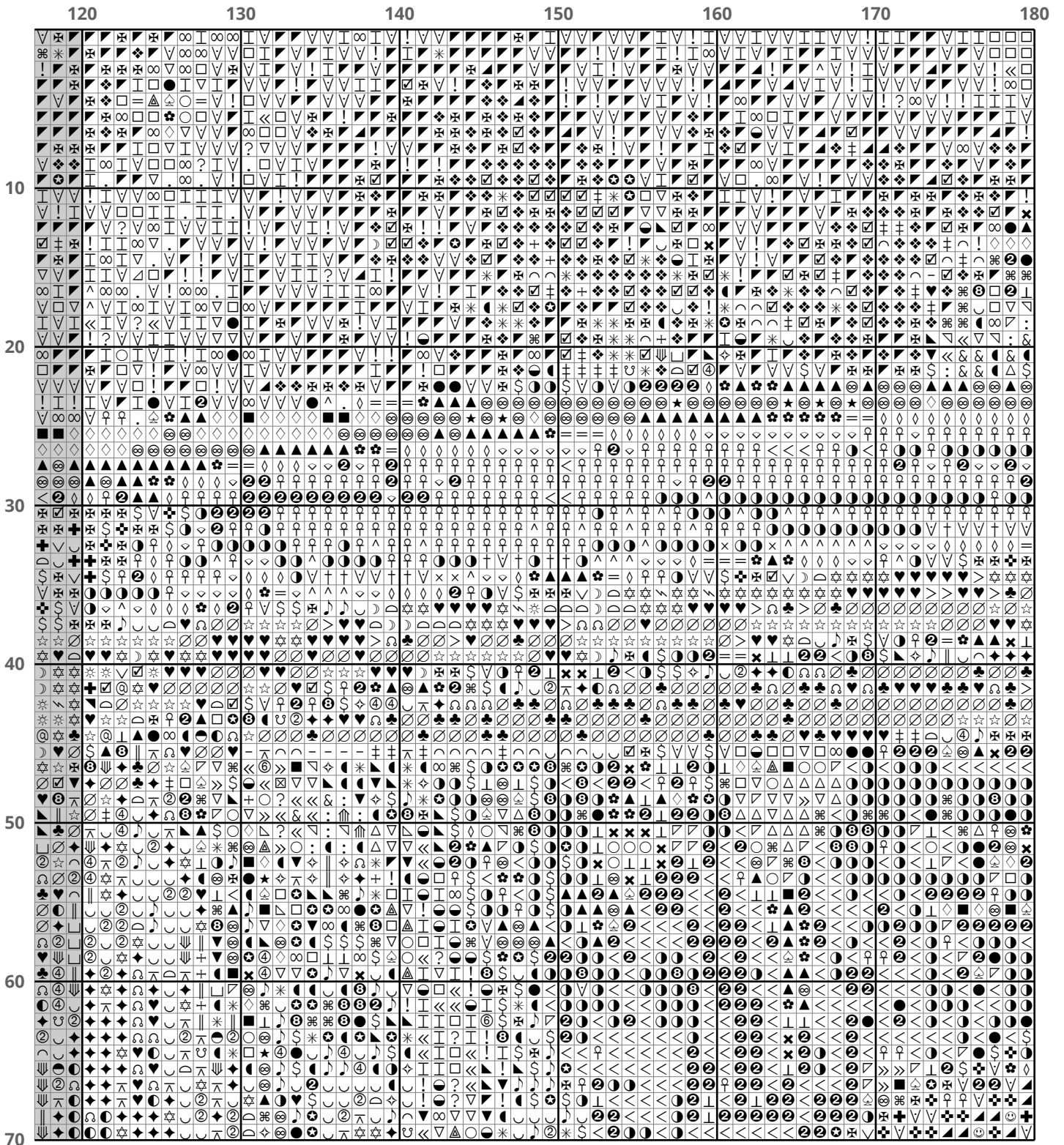



NOTE: red and blue lines mark the horizontal and vertical center of the pattern to assist with layout on the fabric



p7











5692462144159744: Old Timer (450w x 300h @ 96 dmc colors)

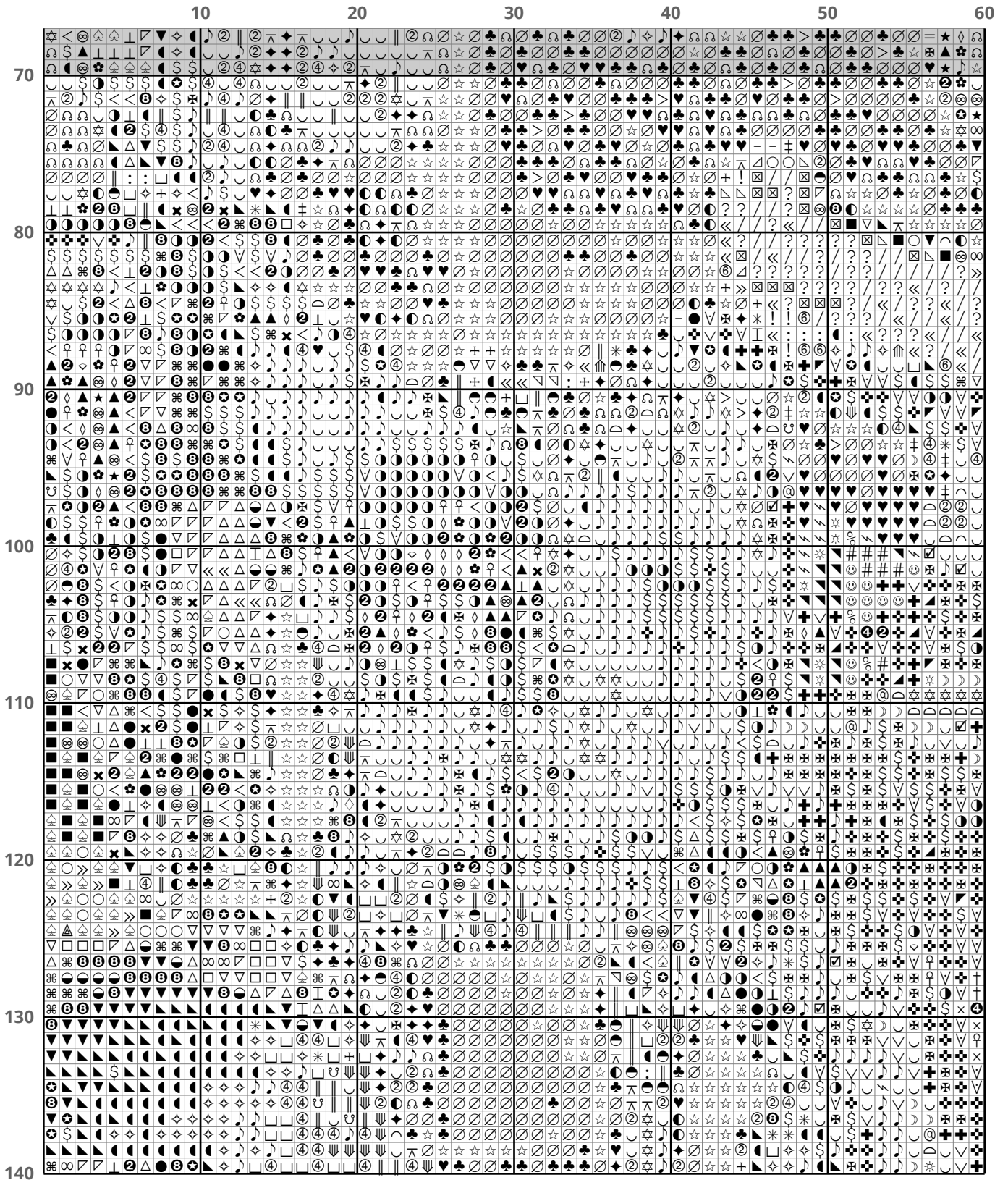
p9



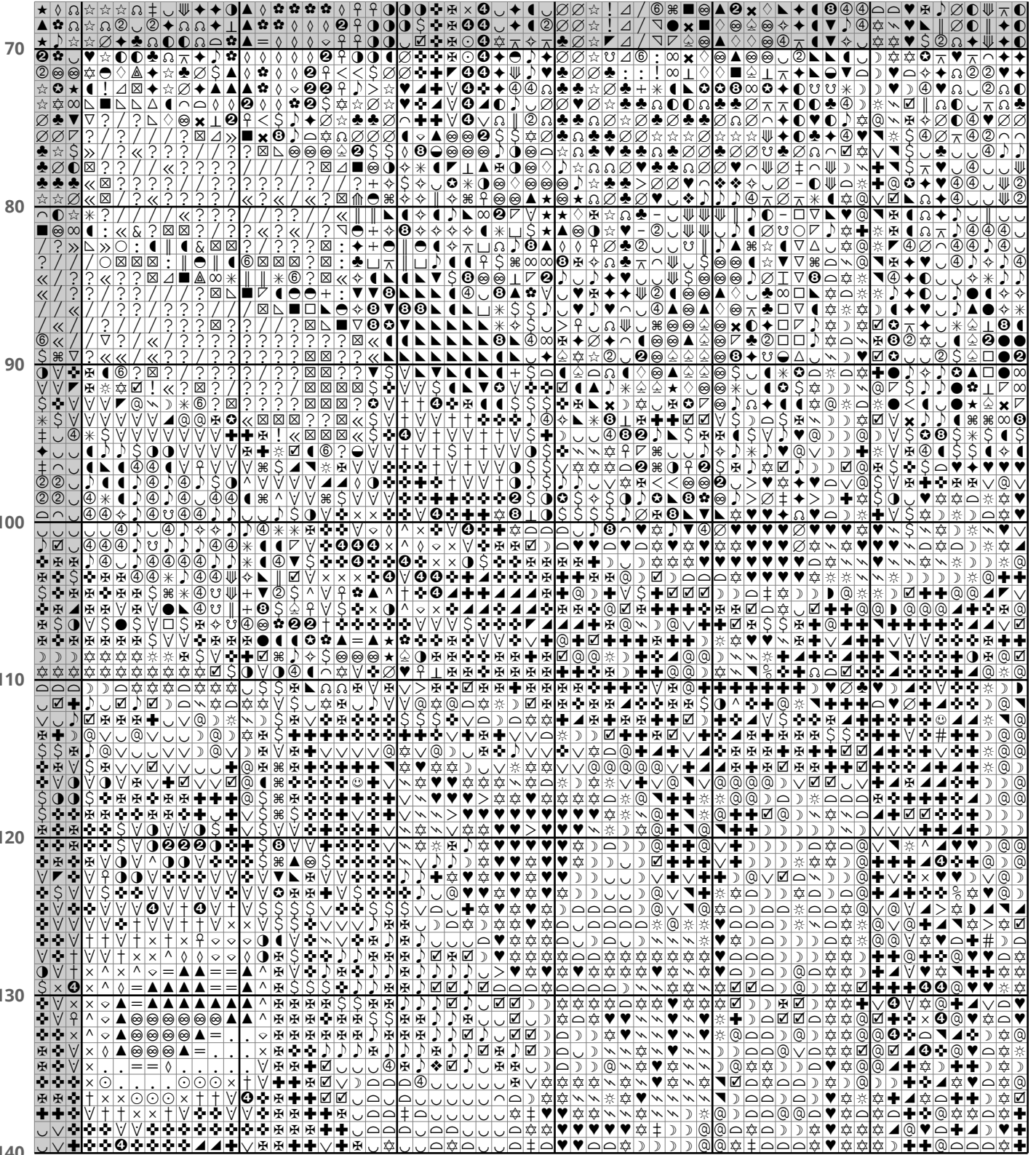








60 70 80 90 100 110 120



120

130

140

150

160

170

180

70

80

90


100

110

120

130

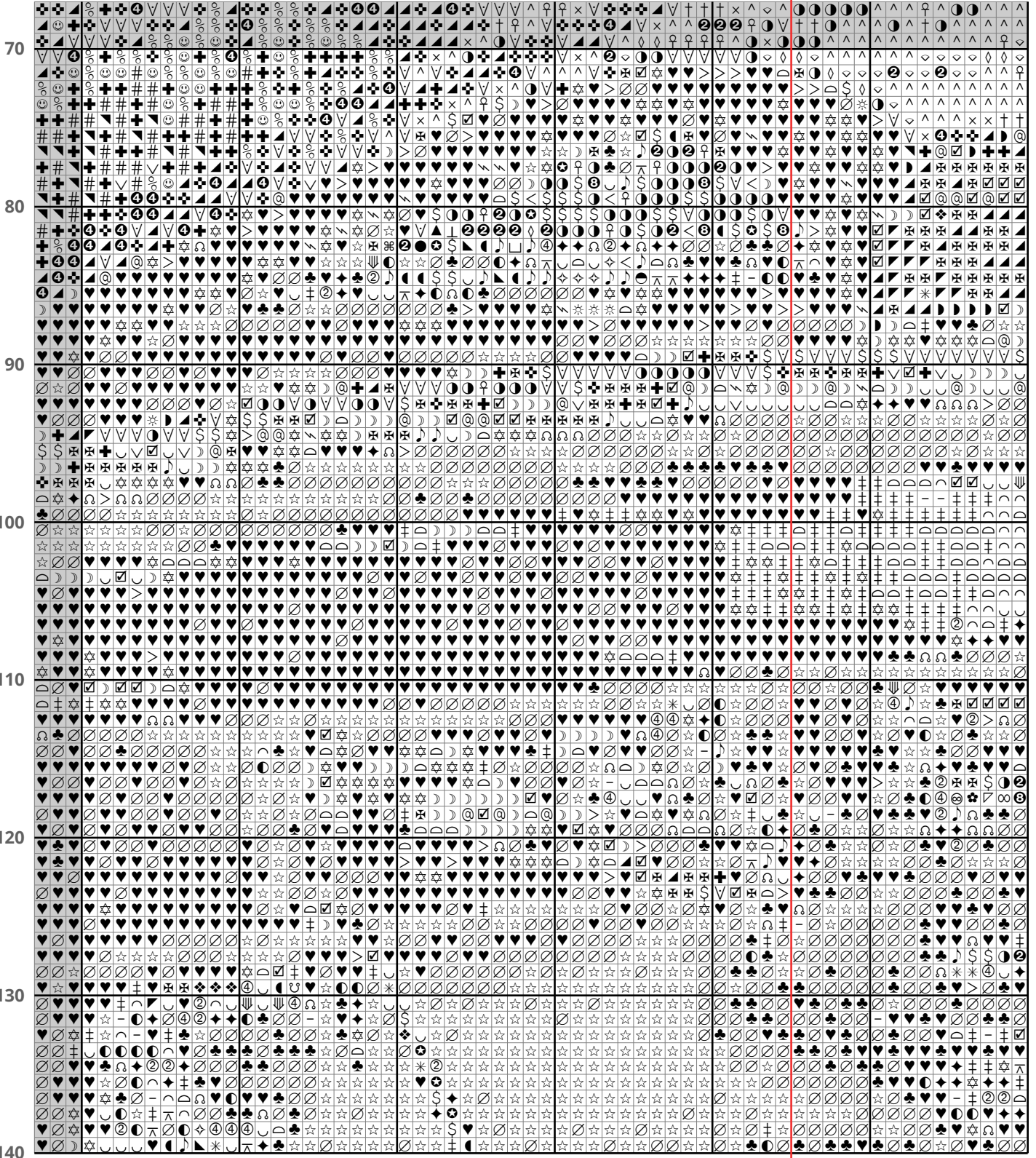
140



△
p15

△
p17

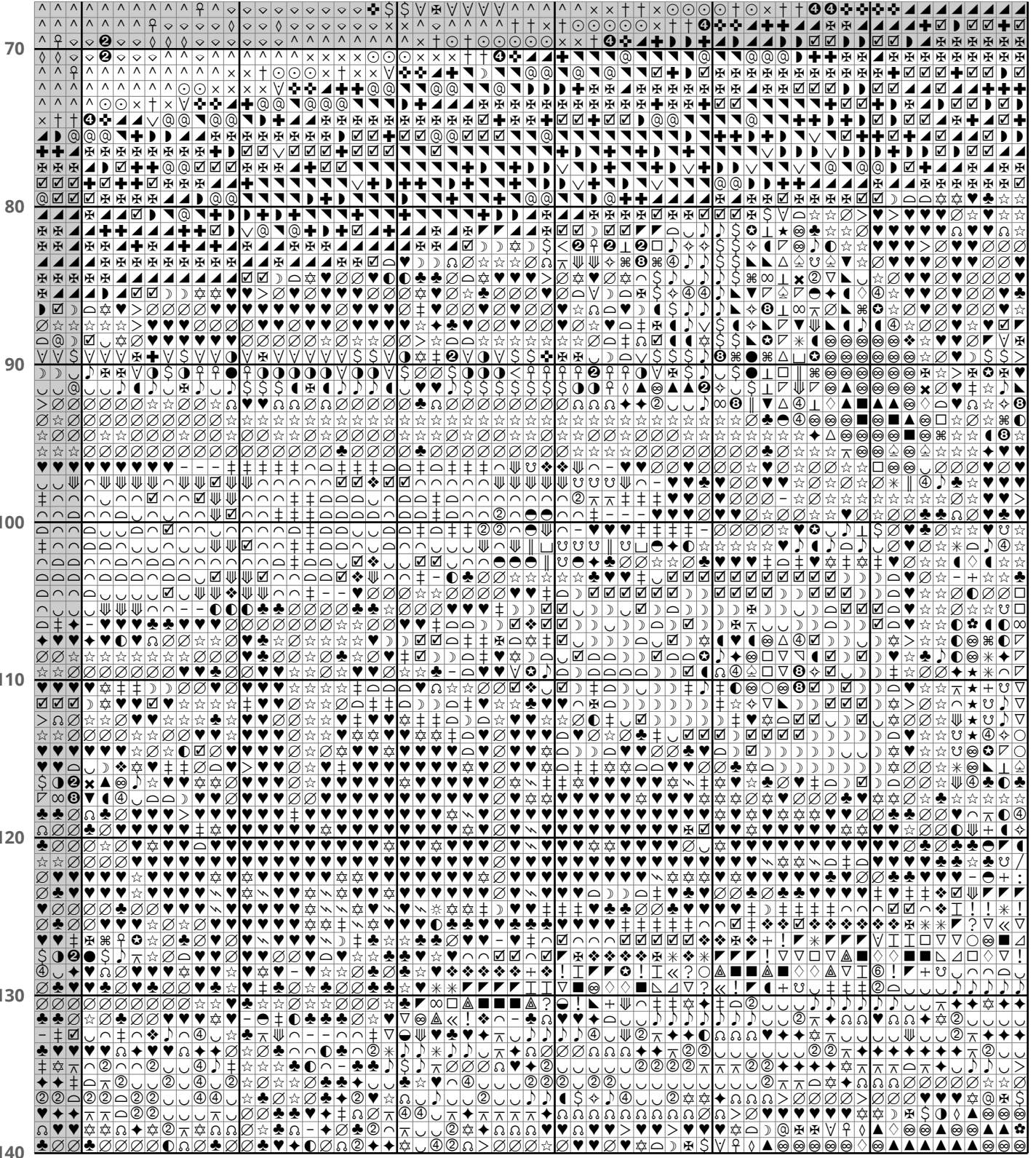
180 190 200 210 220 230 240



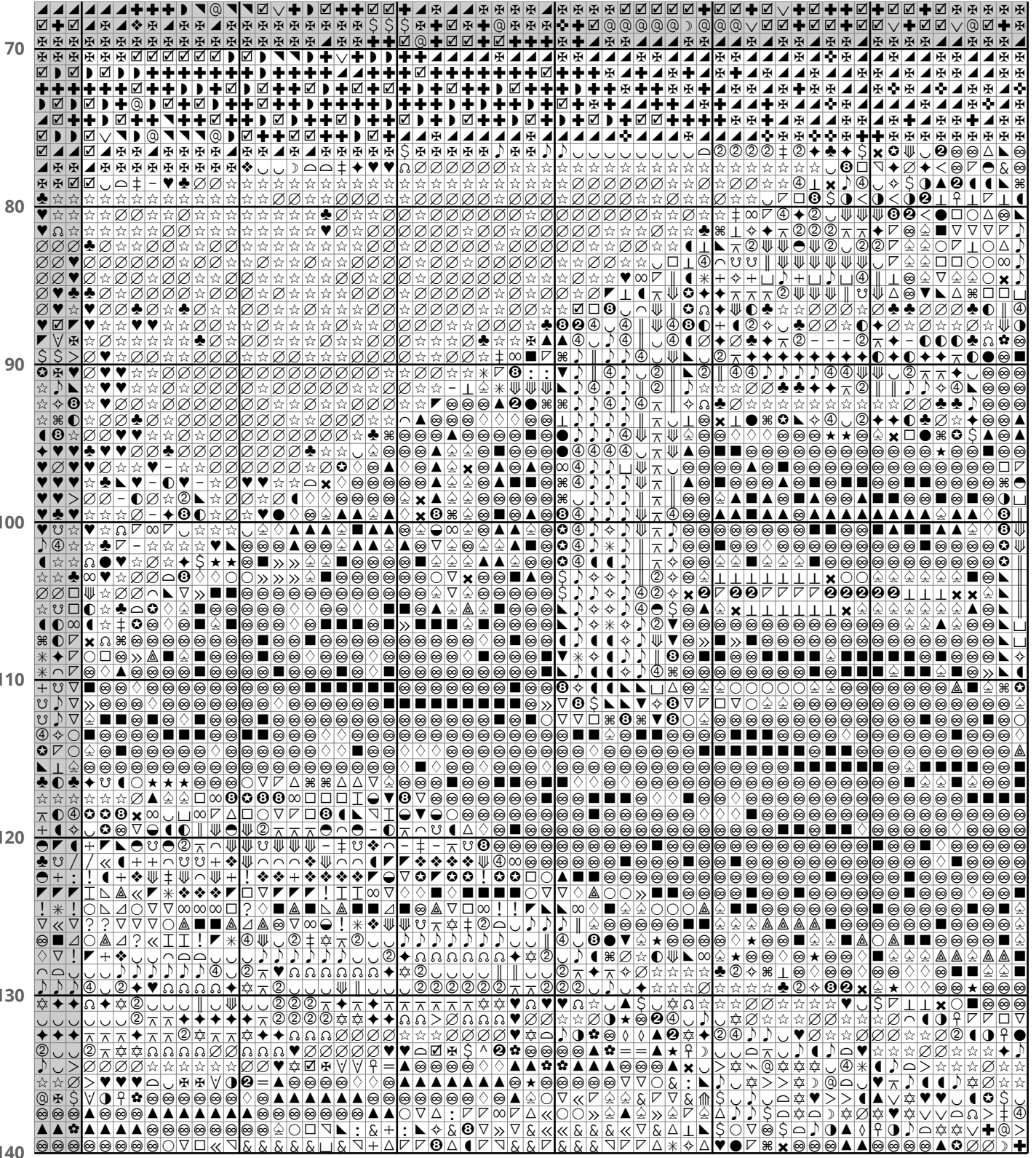
△
p16

△
p18

240 250 260 270 280 290 300




300 310 320 330 340 350 360



△
p18

▽
p20

360 370 380 390 400 410 420



△
p19

△
p21

420 430 440 450 460 470 480

70

80

90


100

110

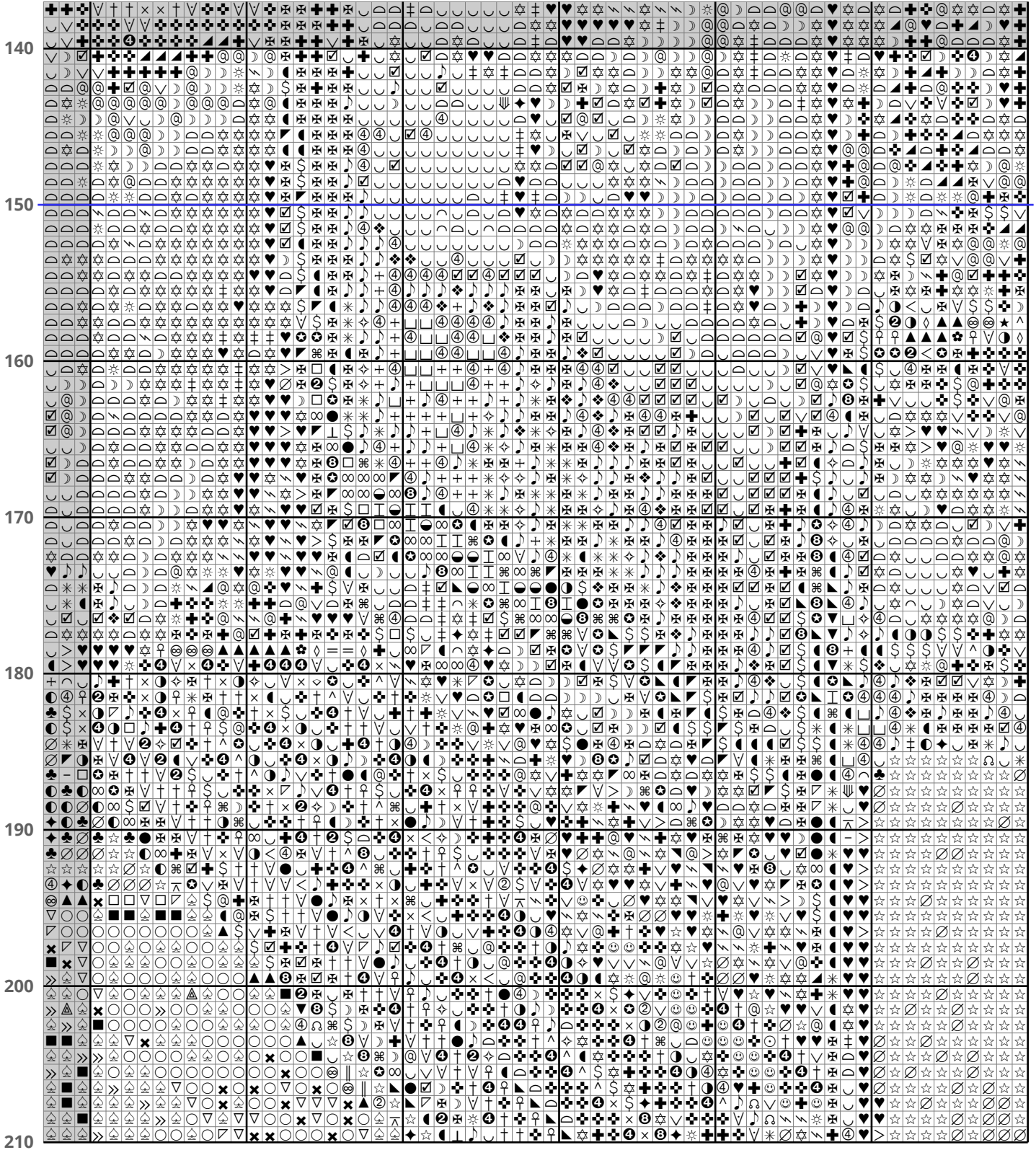
120

130


140



60 70 80 90 100 110 120



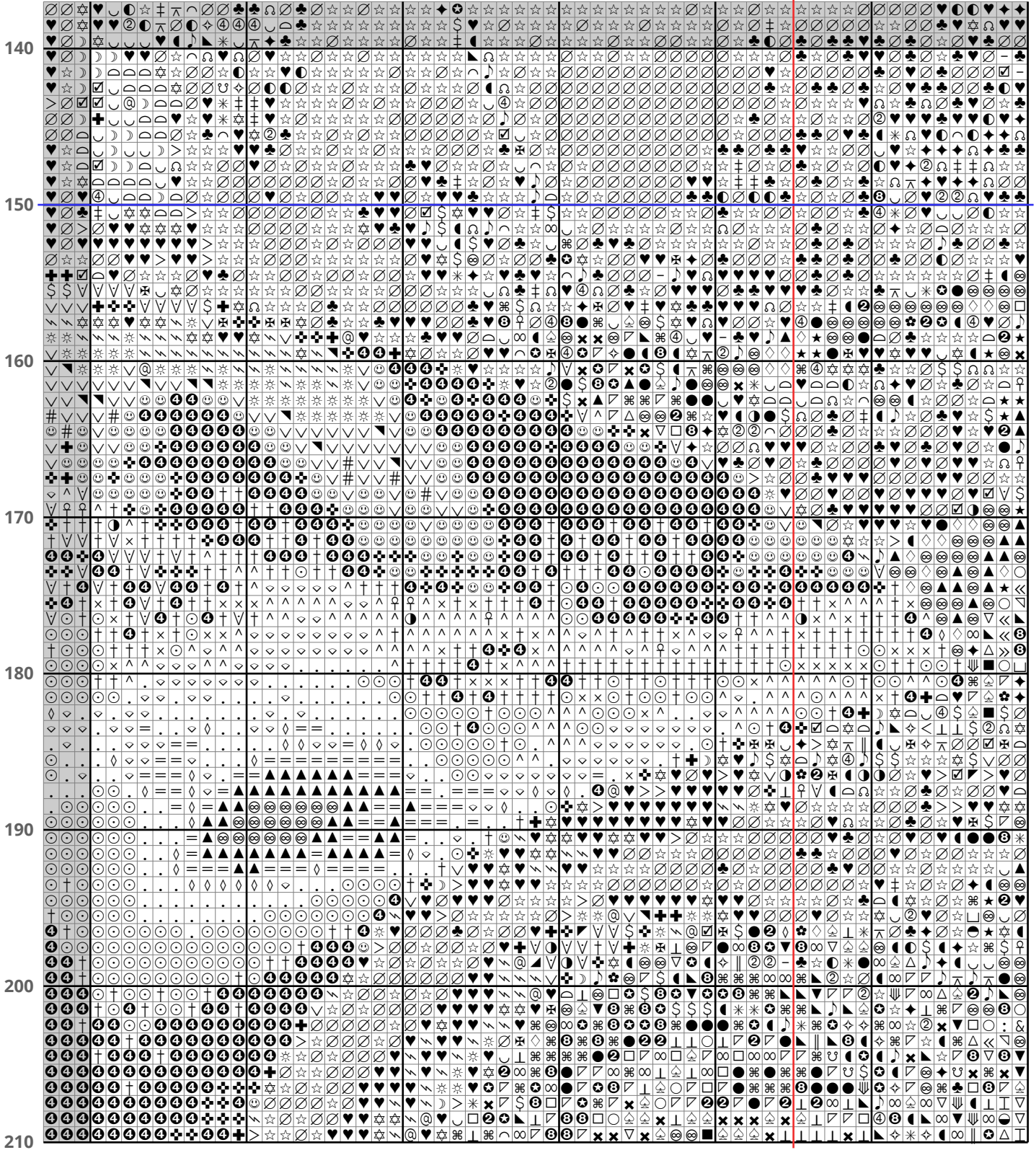
120 130 140 150 160 170 180



△
p23

▽
p25

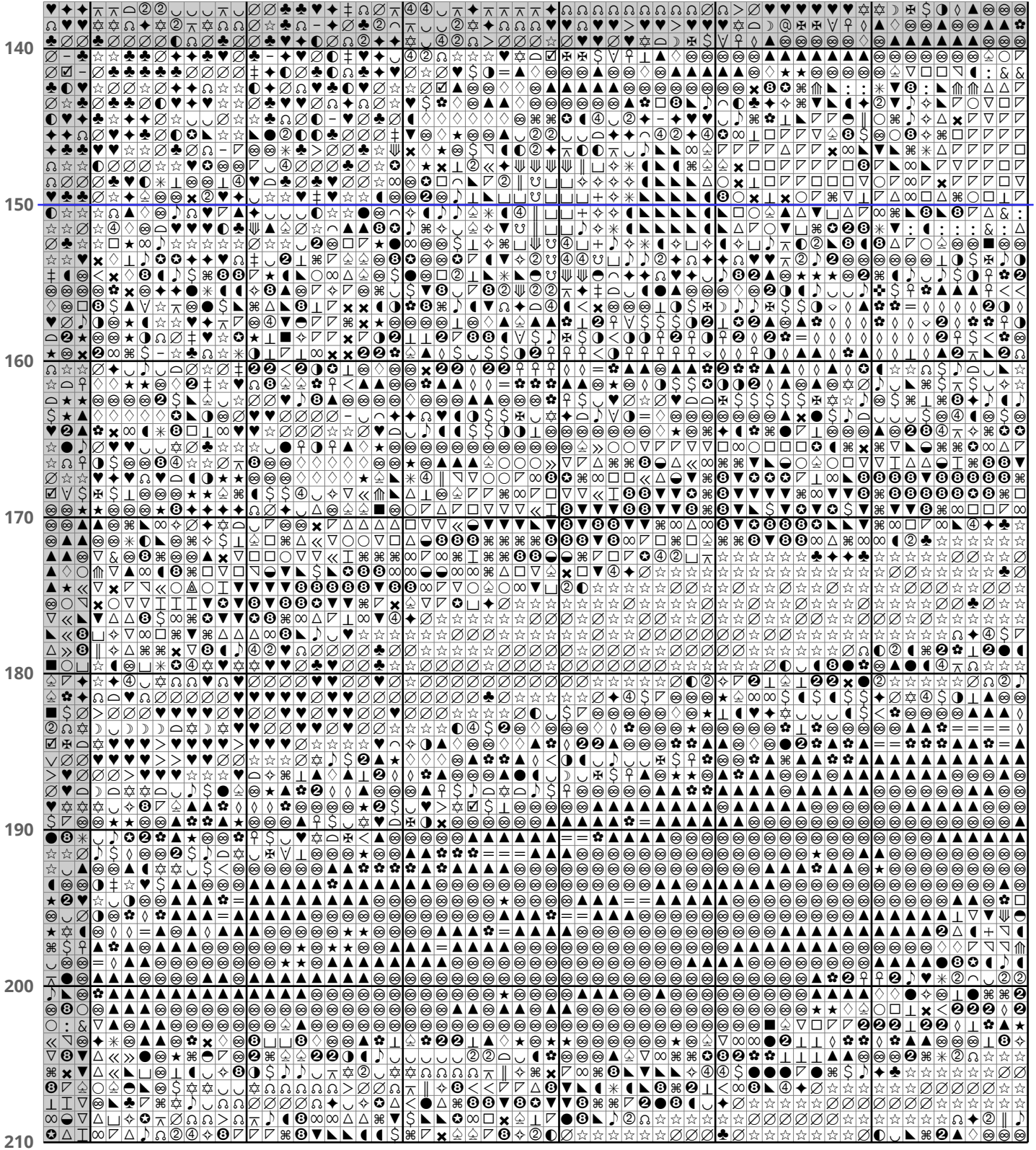
180 190 200 210 220 230 240



△
p24

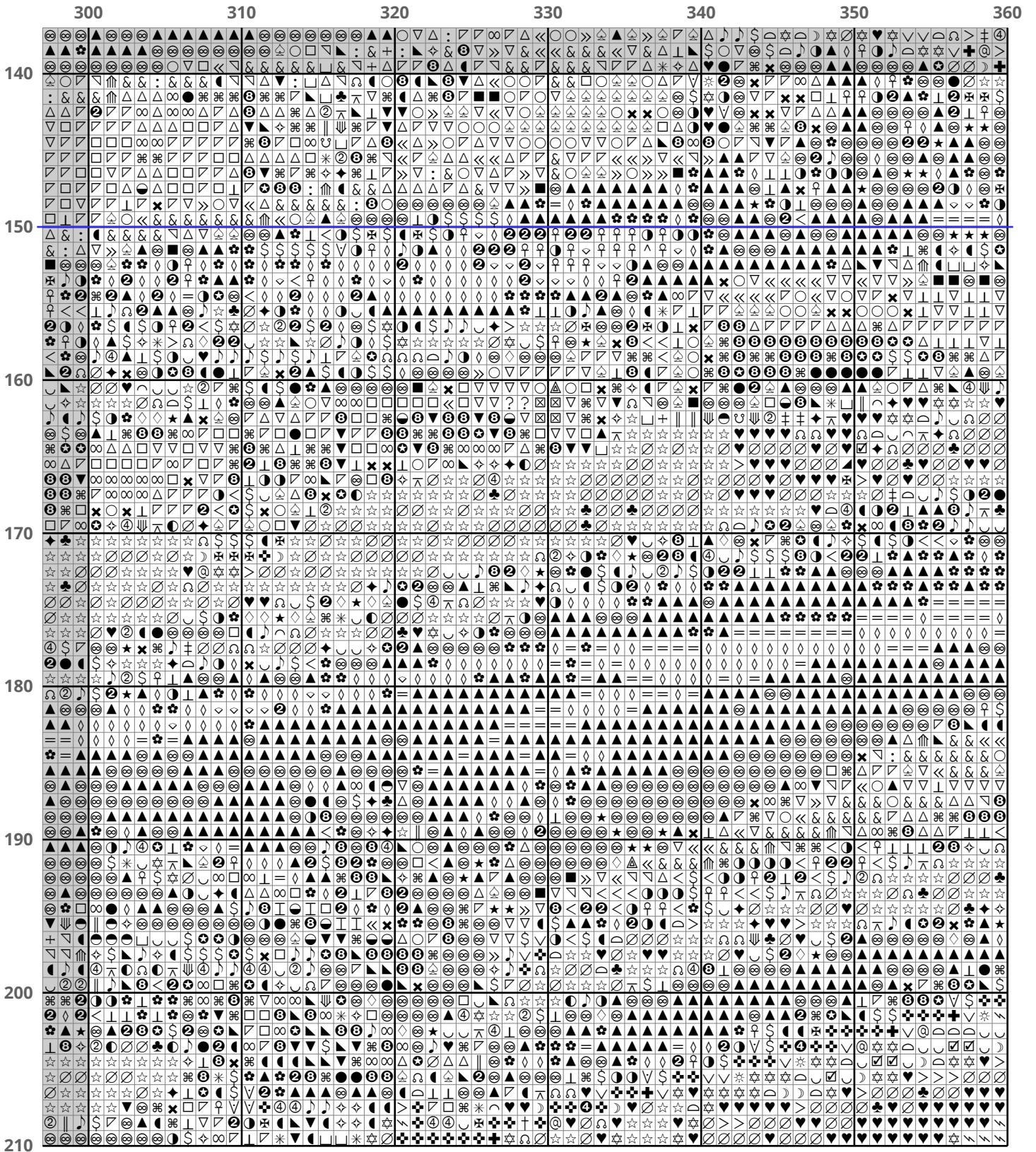
▽
p26

240 250 260 270 280 290 300



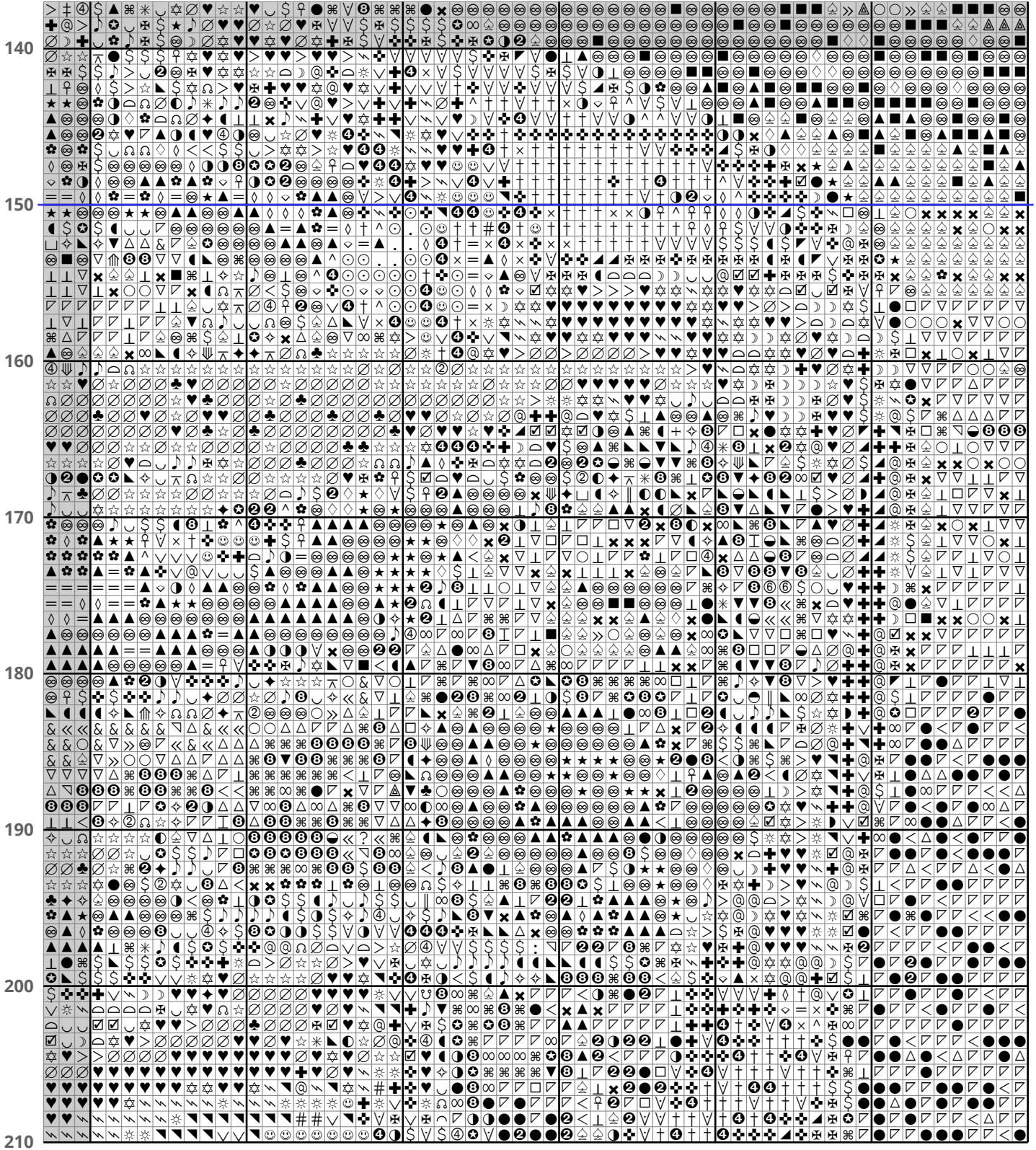
△
p25


△
p27




5692462144159744: Old Timer (450w x 300h @ 96 dmc colors)

360 370 380 390 400 410 420







60 70 80 90 100 110 120



120 130 140 150 160 170 180




180 190 200 210 220 230 240



△
p32


△
p34

240 250 260 270 280 290 300




△
p33

▽
p35



360 370 380 390 400 410 420



△
p35


△
p37

	10	20	30	40	50	60
280	▲▲▲▲▲▲▲▲▲▲	●●●●●●●●●●	△△△△△△△△△△	◻◻◻◻◻◻◻◻◻◻	⊙⊙⊙⊙⊙⊙⊙⊙⊙⊙	⋄⋄⋄⋄⋄⋄⋄⋄⋄⋄
290	▽▽▽▽▽▽▽▽▽▽	⊗⊗⊗⊗⊗⊗⊗⊗⊗⊗	⊠⊠⊠⊠⊠⊠⊠⊠⊠⊠	⊡⊡⊡⊡⊡⊡⊡⊡⊡⊡	⊣⊣⊣⊣⊣⊣⊣⊣⊣⊣	⊥⊥⊥⊥⊥⊥⊥⊥⊥⊥
300	⊦⊦⊦⊦⊦⊦⊦⊦⊦⊦	⊧⊧⊧⊧⊧⊧⊧⊧⊧⊧	⊨⊨⊨⊨⊨⊨⊨⊨⊨⊨	⊩⊩⊩⊩⊩⊩⊩⊩⊩⊩	⊪⊪⊪⊪⊪⊪⊪⊪⊪⊪	⊫⊫⊫⊫⊫⊫⊫⊫⊫⊫
310						
320						
330						
340						
350						

	120	130	140	150	160	170	180
280	○□▽△▲	△◊▽△▲	△◊▽△▲	△◊▽△▲	△◊▽△▲	△◊▽△▲	△◊▽△▲
290	△◊▽△▲	△◊▽△▲	△◊▽△▲	△◊▽△▲	△◊▽△▲	△◊▽△▲	△◊▽△▲
300	△◊▽△▲	△◊▽△▲	△◊▽△▲	△◊▽△▲	△◊▽△▲	△◊▽△▲	△◊▽△▲
310							
320							
330							
340							
350							

△
p39

△
p41



△
p41

▽
p43

